



SPECIFICATIONS

MODEL NO
OBO-35008G-01

PART NAME
DYNAMIC SPEAKER

SHEET
2 OF 5

MODEL NO : OBO-35008G-01

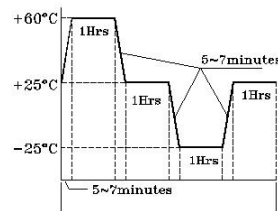
Features : Conformity RoHS Directive(2011/65/EU) Requests.

1. General Specifications

Items	Spec.
Dimension	Outline Dimension Shall Be As Shown In 3.1 .
Magnet	Materials NdFEB Size: $\Phi 11.0 * 1.5\text{mm}$
Weight	Approx 5.8Grams
Nominal Impedance	8 Ohm $\pm 15\%$ At 1000Hz
Power Rating	Normal 1.0W. Maximum 1.5W.
Lowest Resonant Frequency	720 ± 150 Hz
Output Sound Pressure Level (S.P.L)	96 ± 3 dB/1.0W/0.1M Average at 1000,1200,1500,2000Hz.
Frequency Response Range	F0 ~10,000 Hz. Average SPL -10dB.
Distortion	15% Maximum at 1000Hz/1.0W
Abnormal Sound Test	Must be Normal Tested by 2.83Volts. Sine Wave.
Polarity	Diaphragm shall move Forward when Apply a Positive DC Current to the “+” or “Marked” Terminal.
Operating Temperature	-20 $^{\circ}\text{C}$ To +60 $^{\circ}\text{C}$
Storage Temperature	-25 $^{\circ}\text{C}$ To +60 $^{\circ}\text{C}$

2. Environmental Test

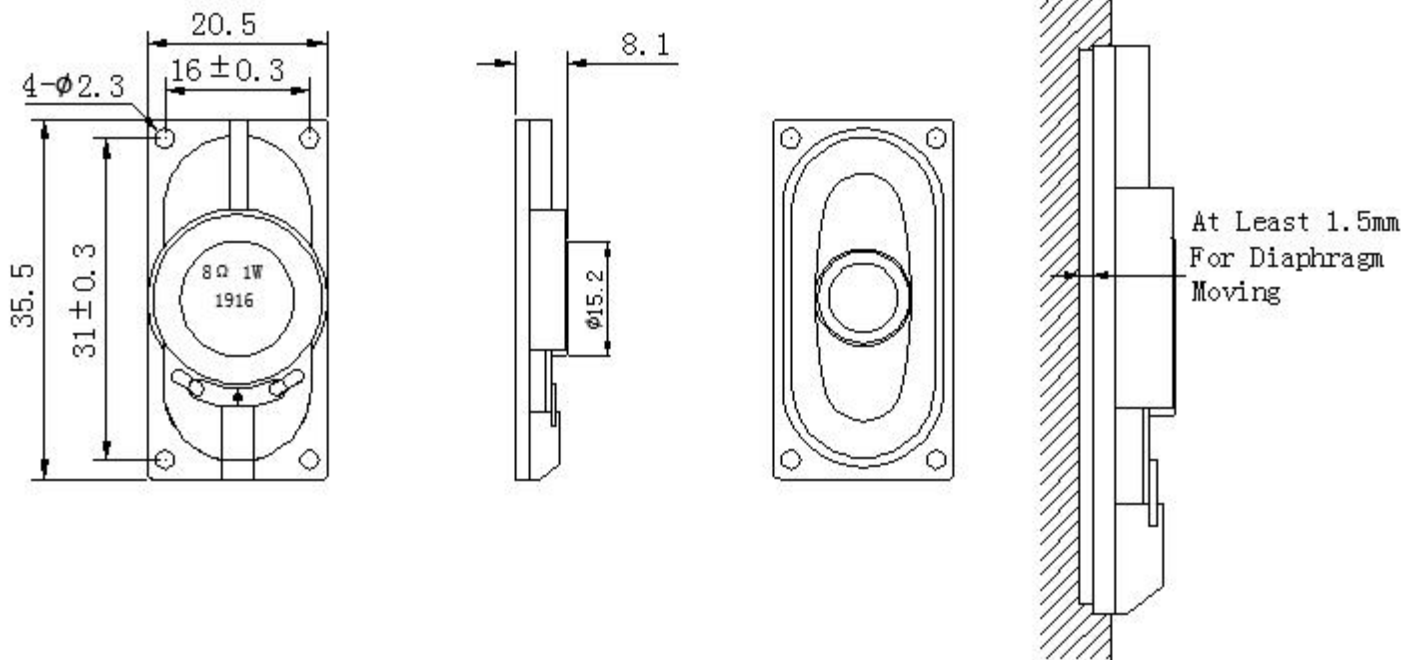
Humidity Test	Temperature: +40 $^{\circ}\text{C} \pm 3^{\circ}\text{C}$ Relative Humidity: 90% ~ 95% Duration: 96 Hours Duration of recovery: 6 Hours
Temperature Cycle Test	Low Temperature: -25 $^{\circ}\text{C} \pm 3^{\circ}\text{C}$ High Temperature: +60 $^{\circ}\text{C} \pm 3^{\circ}\text{C}$ Duration of recovery: 1 Hours Duration of Transfer Time: Less Than 5 to 7Minutes Cycle: 3 Cycles
Vibration Test	Vibration Direction: 3 axes Mounting: Unit Shall Be Rigidly Restrained On The Table Frequency: 1,000 Cycle/Minute Amplitude: 1.5m/m Endurance: 1 Hour in Each Plane Duration of Transfer Time: Less Than 5Minutes
Load Test	White Noise With Weighted Filter 2.83Volts.(RSM) 96 Hrs. 20~20,000Hz Resonant Frequency.
Drop Test	75cm Free Falling On 1CM Wood Floor .10 times .



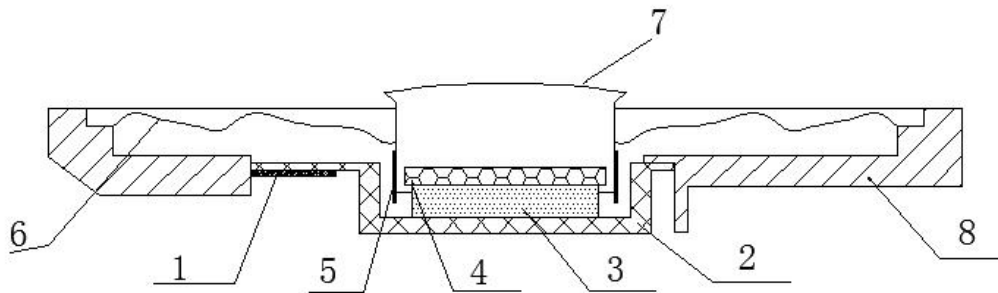
3. Mechanical Layout And Dimensions

3.1 Dimensions

Unit:mm Tolerance:±0.5



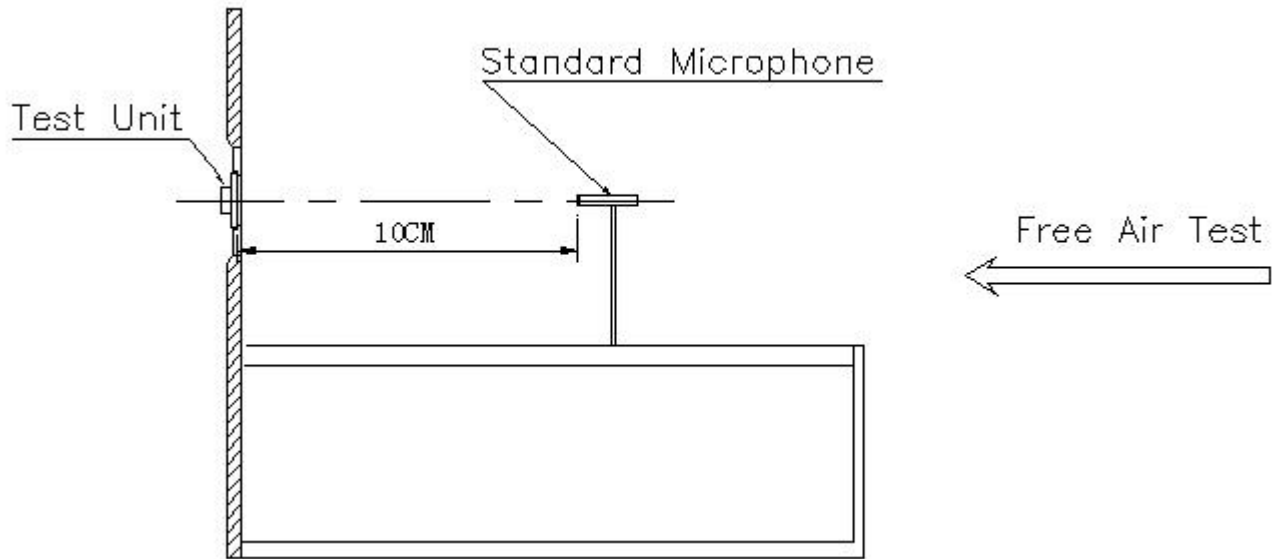
3.2 Construction Diagram



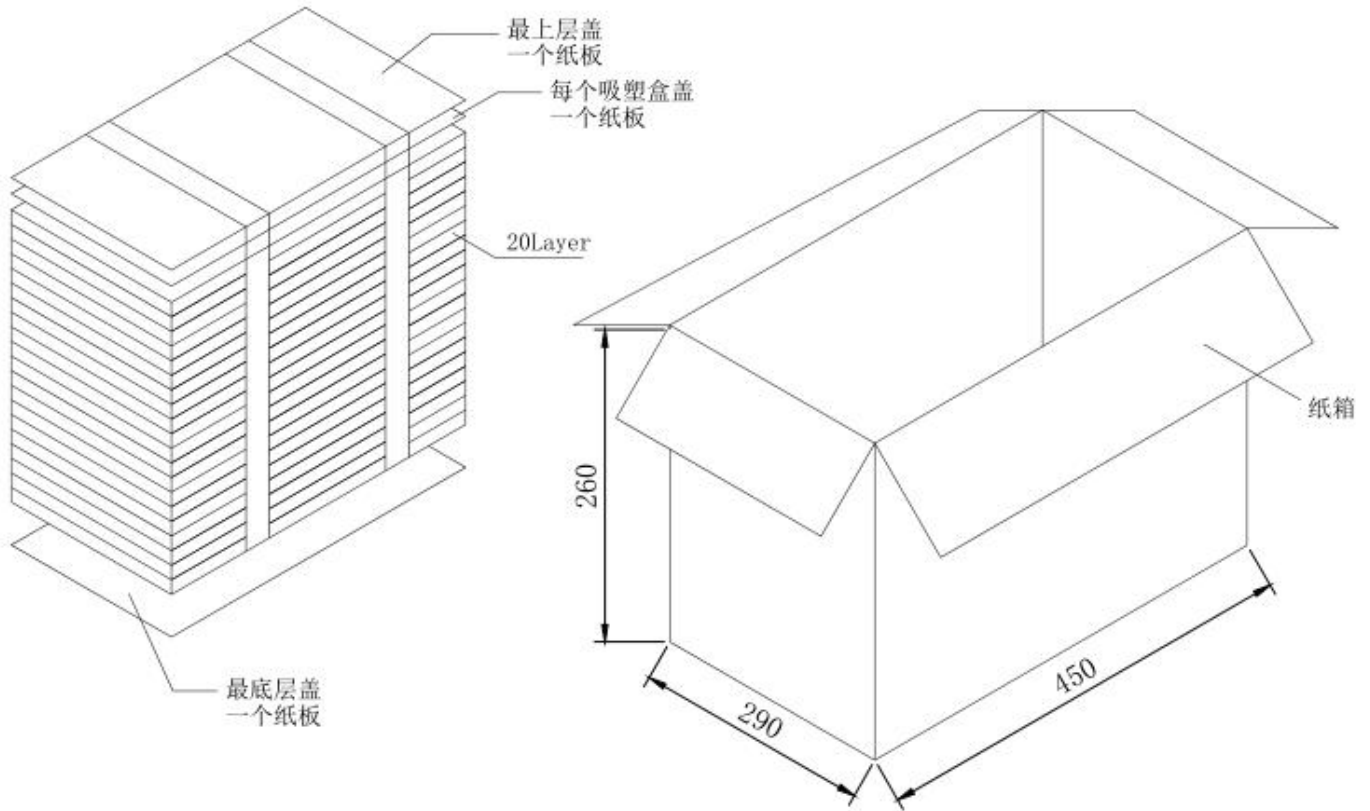
8	PLASTICS CASE	ABS	1
7	CAP	PET	1
6	DIAPHRAGM	CLOTH	1
5	VOICE COIL	DIA 11.75mm	1
4	WASHER	SPCC	1
3	MAGNET	NdFeB	1
2	YOKE	SPCC	1
1	TERMINAL	P.C.B	1
NO	PART NAME	MATERIAL	Q'TY

4. Test Method

Measurement Diagram



5.Packing



TRAY	420mm*280mm*12mm	5*13=65PCS
CARTON	450mm*290mm*260mm	65PCS*20=1300PCS